

OUR PRODUCTS PROTECT YOUR PRODOCUTS

Procedure used:

■ **ASTM D4169 (DC-13) Random & Drop Test**

CERTIFIED LABORATORY REPORT FORM

SAC-202503-0030-EXPOMAX(EM-18F)

## CERTIFIED LABORATORY INFORMATION

Laboratory: **Sealed Air (China) Co., Ltd**

ISTA Member ID: **ST-2326**

Address: **6988 Songze Avenue Qingpu Industrial Park,  
Shanghai 201706, China.**

City: **Shanghai** State:      Zip Code: **201706** Country: **China**

Technician Performing Test: **Peter Chen**

Email: **peter.chen@sealedair.com**

Lab reference number for test (if applicable): **0**

## PRODUCT MANUFACTURER / SHIPPER INFORMATION

Test Requested By: **Jin Xiaochong**

Company: **CHANGZHOU EXPOMAX ADVERTISING DISPLAY  
LIMITED**

Address: **No.3, Wuqing Road, Cuiqiao, Henglin Town, Wujin  
District, Changzhou City,**

City: **Changzhou** State/Prov.: **Jiangsu**

Zip/Postal Code: **213101** Country: **China**

Phone: **15106120739**

Email: **784844651@qq.com**

ISTA Member?  Yes  No

ISTA Member ID (if applicable):

Manufacturer's License Number (if applicable):

## GENERAL TEST INFORMATION

Date Tested: **March 03, 2025**

Number of samples tested: **1**

Gross Weight (A): **32.4 Kg**

External Container Size (LxWxD): **1400X380X360(mm)**

Product Damage Tolerance (PDT): **The product don't have any  
changes and damages**

Package Degradation Allowance (PDA): **Exterior package shape  
changed, but not broken. And can protect products.**

PDT/PDA Determined By/Date: **March 01, 2025**

Method used to determine pass/fail: **Be observed Product appearance**

Person determining Pass/.Fail result: **Jin XiaoChong & Peter Chen**

## PRODUCT AND PACKAGE DESCRIPTIONS

Specific Product Tested:

1, Product Name: **SEG lightbox**

2, Product Model No.: **EM-18F**

3, Product Manufacturer: **CHANGZHOU EXPOMAX ADVERTISING DISPLAY LIMITED**

PRODUCT Description:

This product is a medical product. Please see the pictures.

PACKAGE Description:

1, Interior Package material: **Pre-mold PP cushion protected the product.**

2, Exterior Package material: **Oxford bag with wheels and Double wall corrugated  
box.**

3, Sealing Material and Method: **The flaps of the shipping container are sealed with  
multiple strips of 2" wide pressure sensitive poly tape applied in the I-style method.**



## ATMOSPHERIC MEASUREMENT INFORMATION

### Required Preconditioning (Ambient)

Time of Conditioning (hours): **Over 24 H**      Temperature (°F / °C): **20°C**      Humidity (%): **50%**

### Required Conditioning (Controlled)

## SHOCK TEST INFORMATION: FIRST

Method Used:  Free Fall Drop      Assurance Level II

Use the spaces below to record the heights or velocities and orientations of each shock:

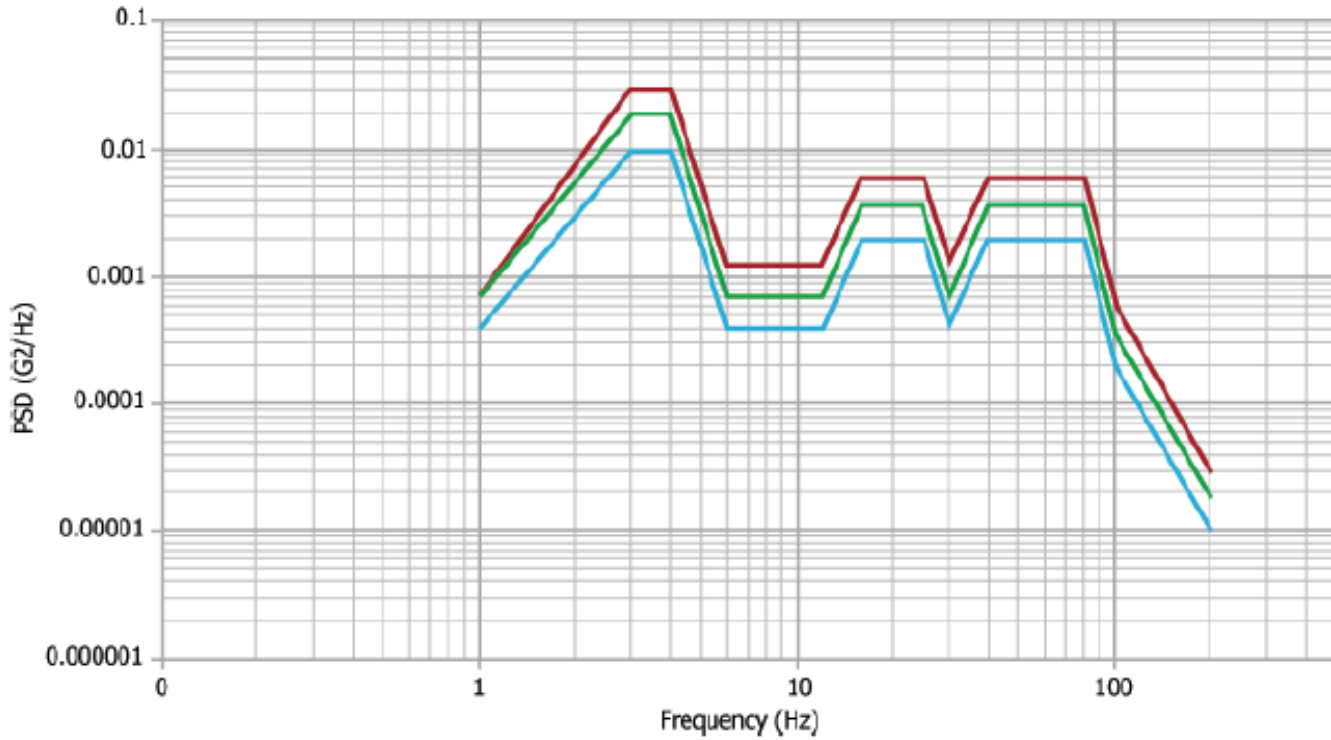
Shock Sequence Number	Height / Velocity of Shock (inches / mm OR fps / ips)	Orientation of packaged-product	
1	15"(381cm)	FACE	Face 1
2	15"(381cm)	EDGE	Edge3-5
3	15"(381cm)	EDGE	Edge2-3
4	15"(381cm)	CORNER	Corner 2-3-5
5	15"(381cm)	CORNER	Corner 3-4-6
6	15"(381cm)	FACE	Face 3

## VIBRATION TEST INFORMATION: FIRST RANDOM VIBRATION

### Truck—Power Spectral Density Levels

The testing time is evenly distributed in Face 3, Face 4 & Face 6.

Frequency (Hz)	Power Spectral Density, G <sup>2</sup> / Hz		
	High Level	Medium Level	Low Level
1	0.00072	0.00072	0.0004
3	0.030	0.018	0.010
4	0.030	0.018	0.010
6	0.0012	0.00072	0.00040
12	0.0012	0.00072	0.00040
16	0.0060	0.0036	0.0020
25	0.0060	0.0036	0.0020
30	0.0012	0.00072	0.00040
40	0.0060	0.0036	0.0020
80	0.0060	0.0036	0.0020
100	0.00060	0.00036	0.00020
200	0.000030	0.000018	0.000010
Overall G <sub>ms</sub>	0.70	0.54	0.40
Duration (minutes)	5	15	40

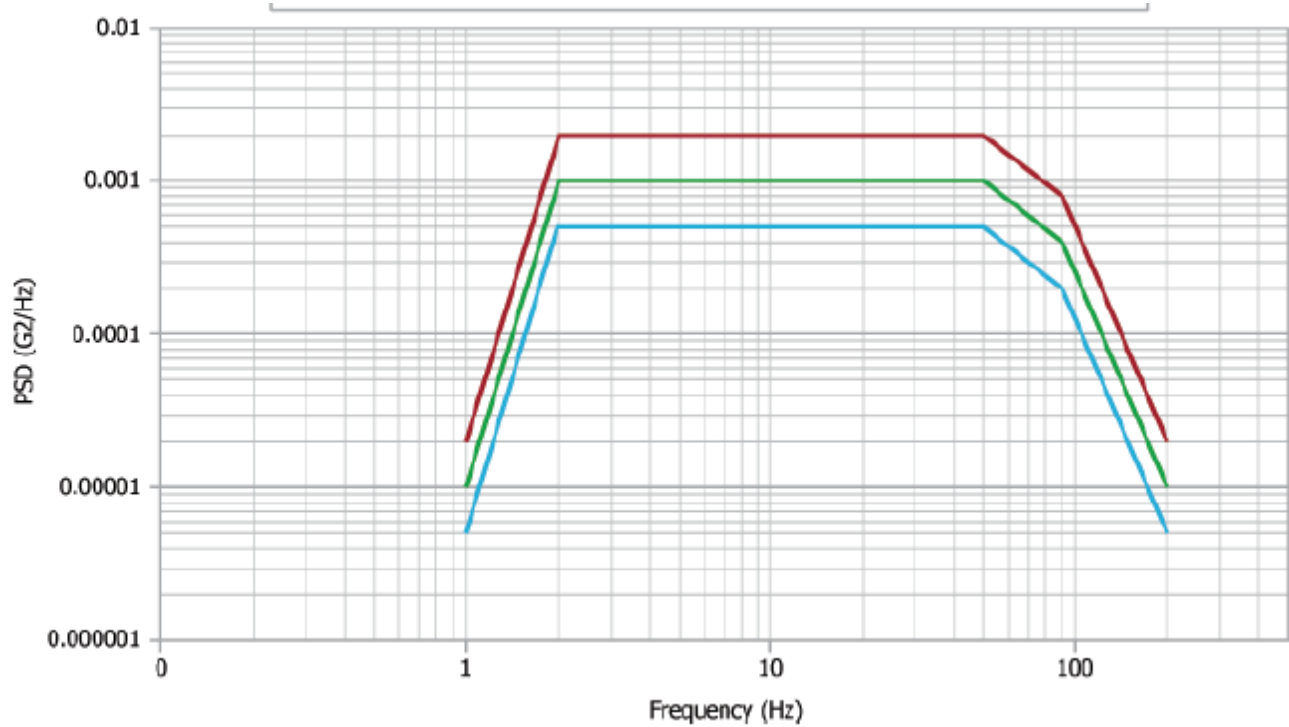


**VIBRATION TEST INFORMATION: SECOND RANDOM VIBRATION**

**RAIL—Power Spectral Density Levels**

The testing time is evenly distributed in Face 3, Face 4 & Face 6.

Power Spectral Density, G <sup>2</sup> / Hz			
Frequency (Hz)	High Level	Medium Level	Low Level
1	0.00002	0.00001	0.000005
2	0.002	0.001	0.0005
50	0.002	0.001	0.0005
90	0.0008	0.0004	0.0002
200	0.00002	0.00001	0.000005
Overall G <sub>ms</sub>	0.41	0.29	0.2
Duration (minutes)	5	15	40

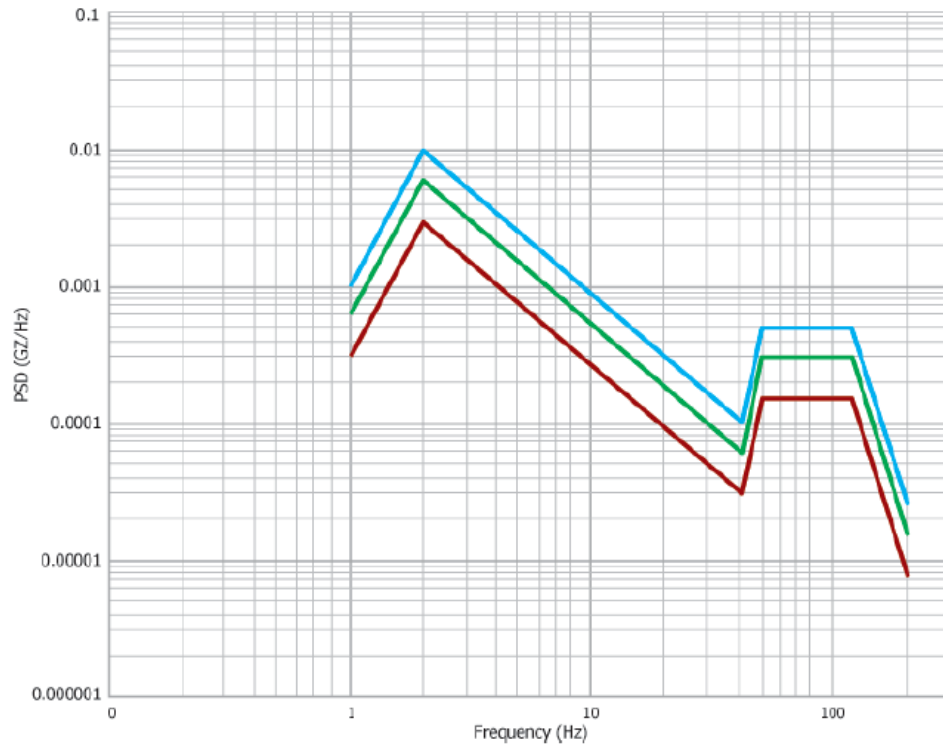


## VIBRATION TEST INFORMATION: THIRD RANDOM VIBRATION

### AIR—Power Spectral Density Levels

The testing time is evenly distributed in Face 3, Face 4 & Face 6.

Frequency (Hz)	Power Spectral Density, G <sup>2</sup> /Hz		
	High Level	Medium Level	Low Level
1	0.001	0.0006	0.0003
2	0.01	0.006	0.003
42	0.0001	0.00006	0.00003
50	0.0005	0.0003	0.00015
120	0.0005	0.0003	0.00015
200	0.000025	0.000015	0.0000075
Overall G <sub>ms</sub>	0.29	0.22	0.16
Duration (minutes)	5	15	40



## SHOCK TEST INFORMATION: SECOND

Method Used:  Free Fall Drop Assurance Level II

Use the spaces below to record the heights or velocities and orientations of each shock:

Shock Sequence Number	Height / Velocity of Shock (inches / mm OR fps / ips)	Orientation of packaged-product	
1	15"(381cm)	EDGE	Edge2-5
2	15"(381cm)	FACE	Face 5
3	15"(381cm)	FACE	Face 2
4	15"(381cm)	CORNER	Corner 1-2-5
5	15"(381cm)	EDGE	Edge 1-5
6	30"(761cm)	FACE	Face 3

## TEST RESULTS

Product condition AFTER testing: **Inspection of the package reveals no physical/cosmetic damage to the product.**

Package condition AFTER testing: **The shipping container remained structurally sound and showed minimal signs of fatigue.**


**Pass**

Comments or recommendations:

**The packaged product has met the requirements of the ASTM D4169 (DC-13) Random Vibration and Drop test based on the acceptance criteria as outlined in this report.**

## Impact Orientations

---

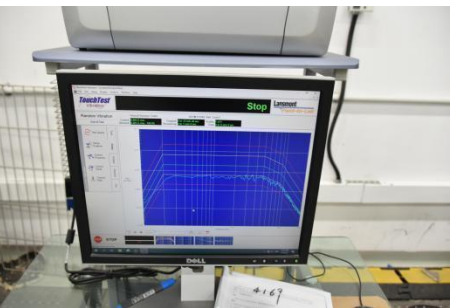
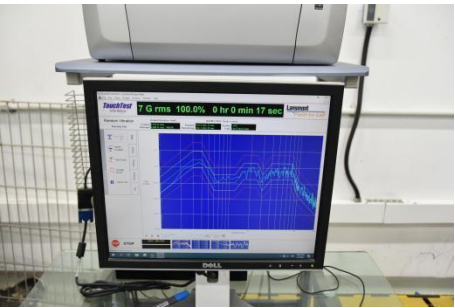



How the faces of the package are identified and labeled:



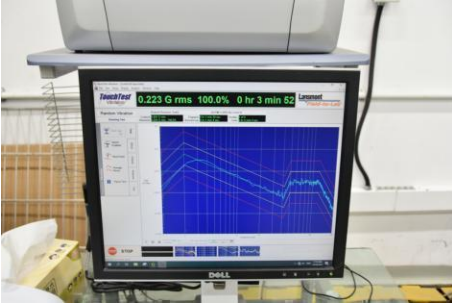
- Test package is placed in its intended shipping position with the smallest panel facing towards you.
- The top is labeled as #1.
- Going clockwise around the package, the right side face is labeled as 2. the bottom largest face is labeled as 3 and the left side face is labeled as 4.
- The smallest panel facing you is labeled as 5 and the opposite smallest panel is labeled as 6.

## Testing photos:

---



Continue .....



After photos:

---

